

Scaled data based on original data using
LM-79-08 Approved Method: Electrical and Photometric Measurements of Solid-
State Lighting Products

Test Report Prepared for
Cooper Lighting Solutions
(formerly Eaton)

Brand: McGRAW-EDISON

Report Number: P144962

Luminaire Tested: **CNC-E01-LED-E1-GL2-7060**

Issue Date: 3/3/2020

Test Information

Test Method: LM-79-08
Report Number: P144962
REPORT IS SCALED FROM IESNA LM-79-08 TEST DATA (P33701)
Test Lab: INNOVATION CENTER-P3
Issue Date: 3/3/2020
Manufacturer: COOPER LIGHTING SOLUTIONS (FORMERLY EATON)
Product Line: MCGRAW-EDISON
Catalog Number: CNC-E01-LED-E1-GL2-7060
Description: CONCISE LED LUMINAIRE
(1) LIGHTBARS WITH AccuLED OPTICS - TYPE 2 W/ GLARE CONTROL
Light Source: (21) 5700K CCT, 70 CRI LEDs
Ballast/Driver: -

Summary

Lumens per Lamp: N/A
Luminaire Lumens: 3004.4 lumens
Efficiency: N/A
Efficacy: 121.6 lumens/watt
Luminous Opening: Rectangular (W 0.17' x L: 1' x H: 0')
IES Classification: Type II - Short - Non-Cutoff
BUG Rating: B1 - U0 - G1

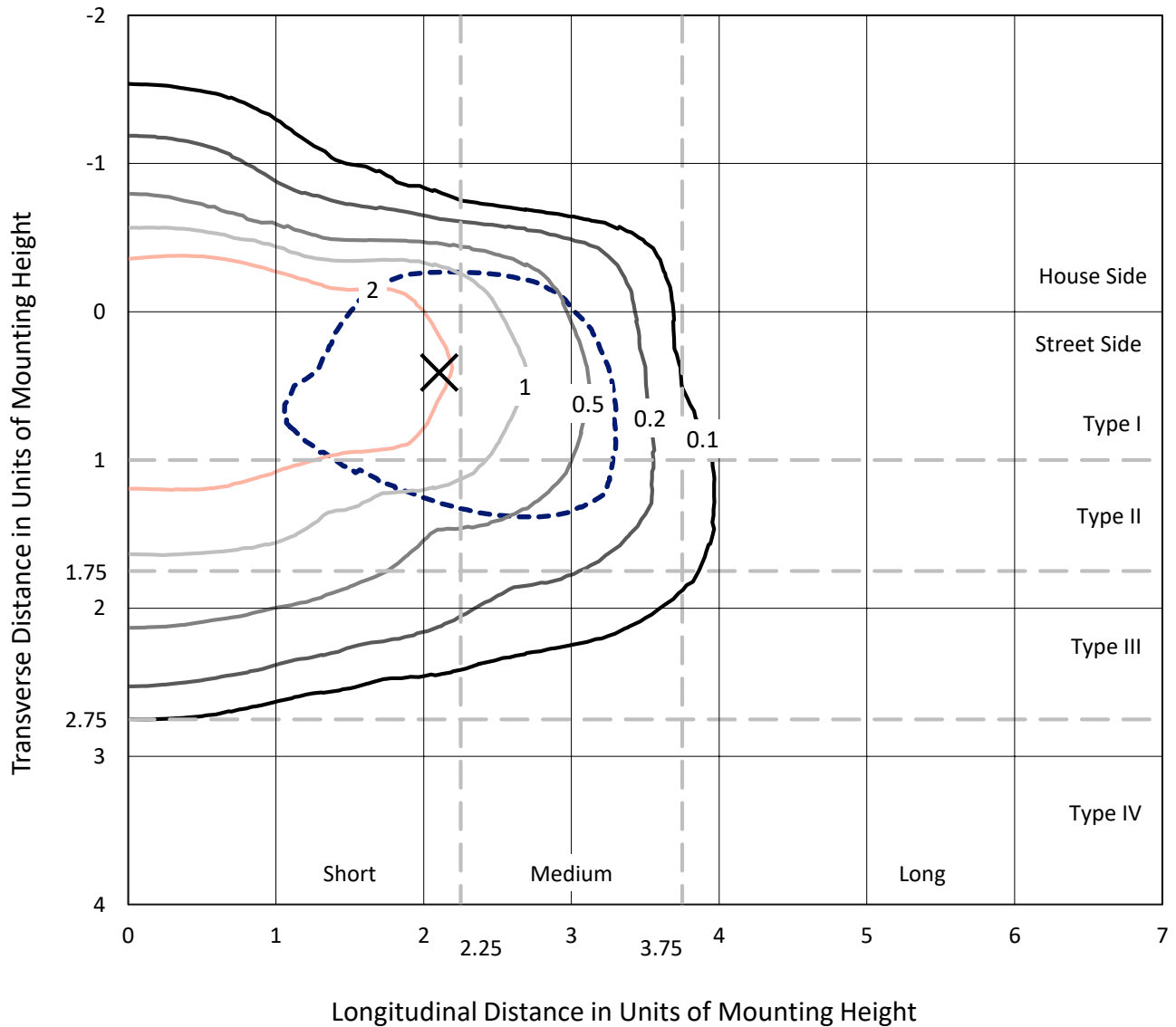
Input Watts (W): 24.7
Input Voltage (V): NR
Input Current (Ain): NR
Voltage Rise (V): NR
Power Factor: NR
Total Harmonic Distortion (THDi): NR
Frequency (hertz): 60
Stabilization Time: NR
Operation Time: NR
Ambient Temperature (°C): NR
Test Distance: 25 FT



REPORT NUMBER: P144962
 CATALOG NUMBER: CNC-E01-LED-E1-GL2-7060

Iso-Footcandle Lines of Horizontal Illumination

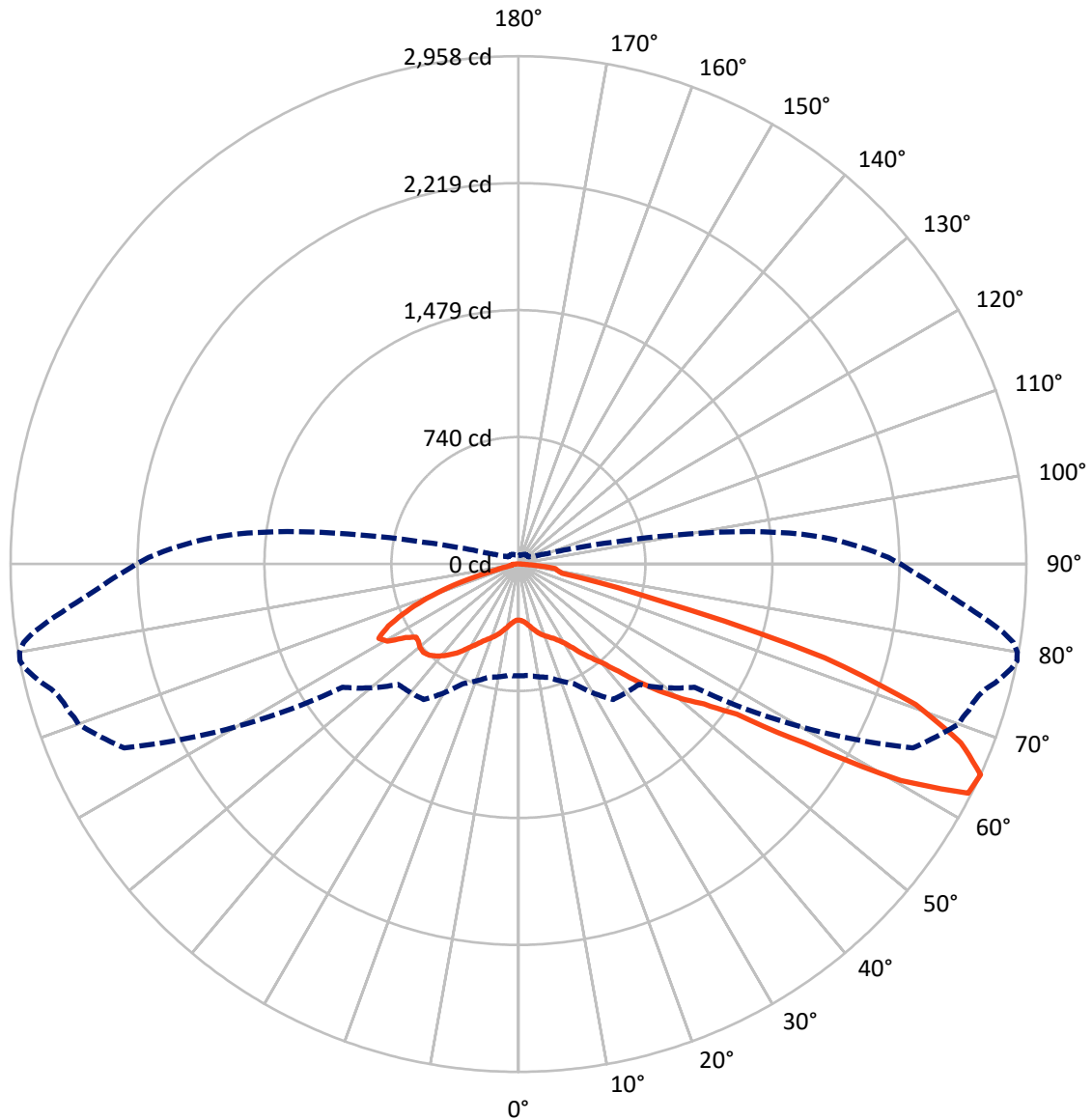
✕ Max cd
 - - - 1/2 Max cd



Based on 10 foot mounting height. Maximum calculated value = 4.2 fc
 Type II - Short - Non-Cutoff

REPORT NUMBER: P144962
CATALOG NUMBER: CNC-E01-LED-E1-GL2-7060

Luminous Intensity Polar Plot



— Vertical Plane Through 79-Deg Lateral - - - Horizontal Cone Through 65-Deg Vertical

REPORT NUMBER: P144962

CATALOG NUMBER: CNC-E01-LED-E1-GL2-7060

FLUX DISTRIBUTION:

		Downward	Upward	Total
House Side	Lumens	682.0	0.0	682.0
	% Fixture	22.7	0.0	22.7
Street Side	Lumens	2322.4	0.0	2322.4
	% Fixture	77.3	0.0	77.3
Total	Lumens	3004.4	0.0	3004.4
	% Fixture	100.0	0.0	100.0

Coefficient of Utilization

ZONAL LUMENS:

Zone	Lumens	% Fixture
0°-10°	32.4	1.1
10°-20°	105.5	3.5
20°-30°	181.9	6.1
30°-40°	296.6	9.9
40°-50°	495.1	16.5
50°-60°	669.5	22.3
60°-70°	831.8	27.7
70°-80°	333.1	11.1
80°-90°	58.5	1.9
90°-100°	0.0	0.0
100°-110°	0.0	0.0
110°-120°	0.0	0.0
120°-130°	0.0	0.0
130°-140°	0.0	0.0
140°-150°	0.0	0.0
150°-160°	0.0	0.0
160°-170°	0.0	0.0
170°-180°	0.0	0.0
0°-90°	3004.4	100.0
0°-180°	3004.4	100.0



REPORT NUMBER: P144962

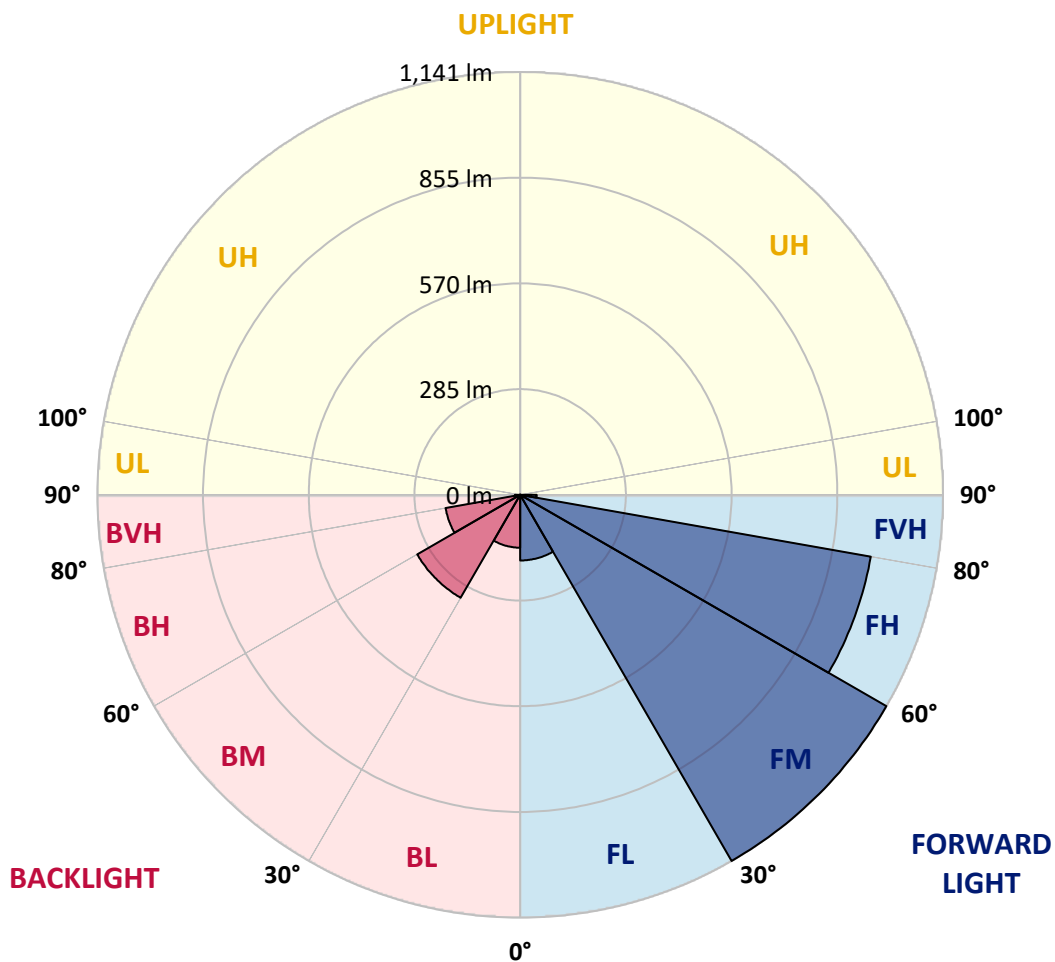
CATALOG NUMBER: CNC-E01-LED-E1-GL2-7060

LUMINAIRE CLASSIFICATION SYSTEM LUMEN TABLE AND BUG RATING:

Zone	Lumens	% Fixture	Zone Rating/Lumen Limit		
			B	U	G
FL (0°-30°)	177.2	5.9			
FM (30°-60°)	1140.5	38.0			
FH (60°-80°)	960.4	32.0			G1/1800
FVH (80°-90°)	44.4	1.5			G1/100
BL (0°-30°)	142.6	4.7	B1/500		
BM (30°-60°)	320.8	10.7	B1/1000		
BH (60°-80°)	204.4	6.8	B1/500		G1/500
BVH (80°-90°)	14.1	0.5			G1/100
UL (90°-100°)	0.0	0.0		U0/0	
UH (100°-180°)	0.0	0.0		U0/0	

BUG Rating: B1-U0-G1

Type II Short





REPORT NUMBER: P144962

CATALOG NUMBER: CNC-E01-LED-E1-GL2-7060

CANDELA DISTRIBUTION (FULL):

	0°	5°	15°	25°	35°	45°	55°	65°	70°	71°	72°
0°	326.5	326.5	326.5	326.5	326.5	326.5	326.5	326.5	326.5	326.5	326.5
2.5°	329.0	328.8	329.8	330.6	330.6	331.0	330.8	329.6	329.8	330.2	329.8
5°	332.7	331.8	332.9	334.1	334.9	335.9	337.0	337.2	338.0	338.0	337.8
7.5°	340.7	340.1	341.5	341.9	343.7	345.4	347.4	348.9	349.7	350.1	350.7
10°	354.4	354.0	354.4	355.2	356.1	357.9	361.4	364.5	366.3	366.3	367.1
12.5°	371.0	369.4	369.8	368.2	368.6	372.5	376.6	381.7	384.8	385.2	385.6
15°	384.0	383.1	382.5	380.3	381.9	387.0	393.4	400.8	403.5	405.7	405.5
17.5°	396.1	395.1	393.6	390.5	392.2	400.4	410.0	418.2	422.8	423.2	423.6
20°	410.4	409.2	406.5	400.2	399.8	411.3	424.2	433.0	437.1	439.0	439.6
22.5°	428.7	427.1	422.1	409.8	406.5	420.1	435.5	446.4	450.7	452.5	453.5
25°	452.1	448.8	441.0	421.7	415.0	429.1	447.6	460.7	466.7	468.5	469.8
27.5°	473.2	470.8	461.3	438.6	426.9	441.2	462.4	479.2	487.4	489.7	491.5
30°	497.9	494.4	486.8	462.6	447.0	459.7	486.6	507.9	518.0	518.2	522.3
32.5°	555.7	553.5	546.5	519.8	493.6	494.4	519.4	548.8	558.8	560.5	564.2
35°	641.5	640.7	640.5	625.7	606.2	586.1	588.0	610.3	617.1	619.8	621.0
37.5°	698.0	705.1	722.6	733.3	728.3	732.6	710.1	682.8	678.9	676.0	677.2
40°	746.6	753.0	788.3	837.5	867.5	888.6	868.7	785.0	753.8	744.7	741.3
42.5°	775.3	782.5	833.0	911.8	988.1	1038.2	1043.5	927.2	848.0	846.9	833.8
45°	790.9	798.1	858.4	964.5	1072.5	1162.8	1209.6	1102.2	985.9	977.3	959.0
47.5°	787.8	794.6	857.4	984.0	1122.4	1245.5	1339.1	1279.1	1144.9	1124.2	1099.0
50°	750.3	755.2	821.1	952.2	1109.0	1280.0	1427.7	1441.5	1324.9	1296.8	1259.0
52.5°	711.5	720.3	774.9	895.8	1048.5	1258.6	1480.7	1589.2	1493.0	1473.7	1425.3
55°	690.6	697.5	742.1	845.3	984.7	1185.8	1502.6	1728.6	1697.2	1689.4	1655.1
57.5°	689.7	696.5	732.0	814.7	932.7	1109.8	1509.0	1943.9	2036.0	2038.1	2028.2
60°	723.4	730.4	760.1	829.5	916.7	1044.8	1486.2	2249.2	2452.8	2470.9	2501.0
62.5°	728.1	731.4	767.3	860.9	975.0	996.1	1392.4	2503.5	2739.3	2755.9	2772.5
65°	651.4	651.2	683.0	769.2	962.9	991.2	1251.4	2534.7	2727.8	2737.9	2758.6
67.5°	485.8	481.7	499.7	578.5	764.0	992.4	1084.4	2299.3	2515.2	2534.3	2541.3
70°	250.4	256.7	269.0	317.3	485.1	798.9	931.5	1940.0	2208.0	2215.2	2240.0
72.5°	102.8	100.1	108.6	133.4	242.8	528.0	770.6	1530.9	1823.6	1818.7	1823.2
75°	57.3	58.1	60.5	69.6	118.0	265.1	662.0	1083.8	1240.2	1155.2	1129.5
77.5°	46.0	46.4	46.6	48.2	64.4	141.4	508.1	713.8	623.7	579.1	562.1
80°	33.7	35.9	38.4	38.8	44.3	80.2	278.7	600.9	526.4	489.5	459.1
82.5°	27.1	28.1	33.5	34.3	35.3	47.8	126.2	564.4	524.3	486.6	444.7
85°	16.2	18.1	27.3	27.5	27.9	29.1	69.8	229.8	285.9	252.6	231.3
87.5°	5.7	7.4	13.5	11.3	14.4	11.9	30.6	77.0	94.8	90.1	79.8
90°	0.0	0.0	0.0	0.0	0.0	0.0	0.0	0.0	0.0	0.0	0.0



REPORT NUMBER: P144962

CATALOG NUMBER: CNC-E01-LED-E1-GL2-7060

CANDELA DISTRIBUTION (continued):

	73°	74°	75°	76°	77°	78°	79°	80°	81°	82°	83°
0°	326.5	326.5	326.5	326.5	326.5	326.5	326.5	326.5	326.5	326.5	326.5
2.5°	329.6	329.6	330.0	329.8	329.8	329.8	329.8	329.4	329.4	328.8	329.2
5°	337.8	337.6	337.8	338.0	337.8	338.2	338.0	337.8	338.0	337.8	338.0
7.5°	350.9	349.9	351.3	350.5	350.3	351.5	350.9	351.5	351.7	351.5	351.3
10°	367.6	368.2	368.2	368.2	367.8	369.0	369.2	369.6	369.8	370.6	370.6
12.5°	386.6	386.8	387.7	387.5	387.9	389.3	390.3	390.5	390.7	391.4	390.5
15°	407.2	407.6	407.6	409.4	408.8	410.9	411.5	411.5	411.7	414.1	414.3
17.5°	425.4	425.4	427.1	427.1	428.7	429.1	431.0	431.2	432.0	434.2	434.5
20°	440.8	441.6	442.7	443.9	444.5	445.7	447.0	448.2	449.2	451.1	451.3
22.5°	455.4	456.2	457.8	458.7	460.1	460.9	462.0	463.4	465.0	467.5	468.1
25°	472.2	473.0	474.9	476.1	477.8	479.0	480.8	482.7	483.7	486.2	488.0
27.5°	493.6	496.0	498.5	499.1	500.3	503.2	505.7	508.1	510.4	511.6	513.9
30°	524.8	524.8	529.9	529.9	532.1	534.8	536.4	539.1	543.2	544.5	547.3
32.5°	566.6	567.6	569.5	575.0	579.1	580.4	581.6	585.5	588.0	591.0	594.5
35°	626.3	627.4	628.4	633.7	638.4	639.7	640.9	643.4	647.5	652.8	651.2
37.5°	679.9	680.5	683.8	689.7	692.4	695.7	696.7	701.2	703.5	708.4	708.6
40°	744.3	742.9	744.7	751.5	755.6	755.4	758.7	766.9	768.6	770.8	776.6
42.5°	834.2	828.9	834.6	836.9	843.0	846.9	853.5	859.1	863.0	871.6	875.7
45°	950.4	944.8	949.6	950.6	963.3	967.2	977.1	984.4	992.9	1002.7	1005.6
47.5°	1082.7	1072.5	1066.7	1073.1	1088.3	1094.6	1104.3	1111.3	1120.1	1125.2	1123.6
50°	1236.0	1211.4	1199.9	1196.6	1207.5	1216.6	1231.5	1234.8	1238.9	1238.7	1238.9
52.5°	1407.0	1381.3	1357.3	1340.7	1339.1	1351.2	1354.9	1355.7	1354.5	1345.2	1339.5
55°	1630.3	1628.4	1603.2	1568.7	1566.5	1565.0	1543.5	1540.8	1535.9	1521.7	1502.2
57.5°	2035.4	2055.9	2039.3	2038.5	2020.4	2008.5	1968.9	1949.2	1928.5	1890.1	1859.5
60°	2503.7	2533.5	2549.9	2557.1	2592.4	2592.4	2559.9	2532.0	2498.4	2439.9	2382.8
62.5°	2785.7	2811.7	2836.0	2873.9	2918.9	2938.8	2940.4	2915.6	2873.1	2806.4	2725.7
65°	2767.8	2787.1	2816.5	2861.2	2898.3	2934.0	2958.1	2950.5	2918.0	2851.3	2763.5
67.5°	2565.7	2593.8	2631.8	2673.0	2707.5	2741.1	2779.9	2782.8	2774.2	2710.8	2631.3
70°	2253.7	2289.9	2313.9	2365.8	2381.4	2415.5	2454.4	2473.1	2459.2	2410.3	2363.7
72.5°	1831.0	1859.5	1863.6	1841.0	1848.8	1857.3	1866.7	1823.0	1806.2	1740.9	1710.9
75°	1110.2	1072.7	1041.1	1009.7	915.9	882.7	831.6	730.8	719.3	650.1	602.1
77.5°	528.0	512.2	483.7	435.9	372.3	311.3	258.4	209.9	191.9	158.0	134.6
80°	442.0	423.2	397.5	362.0	317.5	273.1	231.3	195.4	159.3	129.7	103.6
82.5°	405.5	372.7	336.6	306.0	274.6	244.4	216.3	183.9	164.8	133.0	108.6
85°	205.0	179.6	145.5	122.5	103.4	84.1	72.9	62.2	55.4	44.1	38.4
87.5°	68.7	56.2	41.9	35.5	32.0	27.5	25.2	24.0	23.4	20.7	18.5
90°	0.0	0.0	0.0	0.0	0.0	0.0	0.0	0.0	0.0	0.0	0.0



REPORT NUMBER: P144962

CATALOG NUMBER: CNC-E01-LED-E1-GL2-7060

CANDELA DISTRIBUTION (continued):

	84°	85°	86°	87°	88°	89°	90°	91°	92°	93°	94°
0°	326.5	326.5	326.5	326.5	326.5	326.5	326.5	326.5	326.5	326.5	326.5
2.5°	329.2	329.2	329.2	329.2	329.0	329.0	329.0	329.0	329.0	329.0	329.2
5°	337.6	337.6	337.8	338.4	337.2	337.6	338.0	337.4	338.0	337.4	338.2
7.5°	351.1	351.7	351.3	352.2	351.7	353.0	352.2	351.5	352.0	352.0	352.2
10°	370.2	371.0	370.4	370.8	370.8	371.7	370.6	370.8	371.0	370.6	370.8
12.5°	391.4	391.8	391.6	392.8	392.2	392.8	392.2	393.0	393.4	393.8	393.8
15°	414.3	414.8	416.0	415.8	417.0	416.6	416.8	415.8	417.8	416.6	417.0
17.5°	435.5	435.3	436.9	437.5	437.7	437.9	438.6	437.7	437.9	438.6	438.1
20°	451.9	453.3	453.7	455.4	456.6	457.0	456.8	457.4	458.3	457.4	457.4
22.5°	469.3	471.4	472.0	473.0	474.3	474.5	475.7	476.3	476.7	476.5	476.7
25°	490.3	491.7	493.1	495.2	496.6	496.8	497.9	498.7	498.9	498.7	499.9
27.5°	515.9	517.8	519.6	522.1	523.7	524.1	526.4	526.4	527.6	528.2	528.6
30°	549.0	549.6	554.3	556.8	556.1	559.0	562.1	561.9	563.3	563.7	564.8
32.5°	597.0	597.0	601.1	604.2	607.5	606.4	611.1	610.3	612.6	613.8	613.2
35°	655.3	657.3	660.4	662.2	665.7	667.6	670.9	672.7	673.7	673.5	671.3
37.5°	715.4	718.7	719.9	724.4	727.9	731.0	731.4	729.4	730.2	726.1	724.8
40°	784.1	788.9	791.7	798.5	798.1	802.0	802.4	796.5	795.4	790.1	784.6
42.5°	880.2	886.8	889.0	894.1	890.0	891.9	881.6	879.2	871.0	862.3	849.8
45°	1009.7	1006.4	1007.8	1006.4	995.5	987.5	979.1	967.0	954.9	938.3	920.4
47.5°	1123.6	1125.2	1114.6	1107.8	1090.1	1078.8	1063.5	1042.3	1027.5	1005.2	981.6
50°	1234.2	1215.9	1201.0	1185.4	1169.8	1149.0	1125.8	1107.2	1085.6	1057.7	1028.8
52.5°	1324.1	1300.5	1282.4	1260.3	1239.1	1216.1	1191.9	1164.8	1136.5	1108.6	1072.9
55°	1483.3	1449.1	1425.9	1387.1	1363.1	1330.9	1312.0	1276.9	1237.5	1200.5	1162.6
57.5°	1825.0	1773.7	1747.3	1725.3	1687.9	1635.0	1601.3	1543.7	1487.4	1448.0	1384.8
60°	2339.7	2287.6	2243.7	2191.8	2134.5	2062.7	2030.7	1962.7	1882.3	1817.2	1733.7
62.5°	2660.5	2588.5	2517.2	2444.4	2386.9	2330.7	2264.4	2195.9	2116.2	2027.8	1936.5
65°	2673.4	2587.0	2501.9	2427.6	2360.2	2287.2	2225.0	2155.4	2071.7	1980.6	1885.8
67.5°	2539.2	2442.5	2351.2	2269.7	2192.8	2125.1	2060.0	1994.5	1904.9	1828.5	1731.5
70°	2271.8	2183.6	2100.8	2008.1	1949.2	1873.1	1809.6	1740.7	1676.5	1605.0	1514.1
72.5°	1668.7	1602.2	1507.8	1468.4	1436.8	1356.1	1308.9	1303.2	1262.1	1176.5	1108.6
75°	620.6	528.2	500.3	517.0	489.2	498.5	495.0	475.3	476.1	461.5	444.3
77.5°	121.5	112.9	106.1	107.9	100.4	97.1	104.0	102.0	98.3	99.3	97.7
80°	82.7	70.0	63.4	61.0	57.9	56.4	56.0	55.4	54.2	53.6	51.7
82.5°	81.5	60.5	47.8	41.0	38.6	37.4	36.3	36.1	35.7	35.5	36.1
85°	32.4	26.3	24.0	22.0	21.3	20.7	20.7	20.5	20.3	20.7	21.5
87.5°	15.8	13.3	12.1	11.1	10.7	10.5	10.5	10.7	10.9	11.7	13.3
90°	0.0	0.0	0.0	0.0	0.0	0.0	0.0	0.0	0.0	0.0	0.0

REPORT NUMBER: P144962

CATALOG NUMBER: CNC-E01-LED-E1-GL2-7060

CANDELA DISTRIBUTION (continued):

	95°	96°	97°	98°	99°	100°	101°	102°	103°	104°	105°
0°	326.5	326.5	326.5	326.5	326.5	326.5	326.5	326.5	326.5	326.5	326.5
2.5°	328.8	329.0	328.6	328.8	328.6	328.1	327.9	328.6	328.4	328.1	328.1
5°	337.2	338.0	337.6	337.2	337.2	337.0	337.0	337.0	336.8	337.0	336.4
7.5°	351.7	351.5	351.5	351.1	350.7	351.1	350.9	350.3	350.5	350.1	349.5
10°	370.4	369.8	370.8	370.8	370.0	369.8	369.4	368.8	368.8	368.2	368.2
12.5°	392.6	392.0	393.4	392.4	391.2	390.9	389.7	389.3	389.9	389.7	389.3
15°	415.2	415.4	416.0	415.8	414.3	414.3	412.7	412.9	411.7	411.3	410.2
17.5°	437.1	437.3	436.7	436.7	435.7	435.1	433.2	433.4	432.6	431.0	429.7
20°	456.8	456.6	455.2	456.4	454.4	453.9	452.3	450.7	451.1	449.4	447.0
22.5°	476.1	475.7	475.3	474.7	473.7	473.2	471.4	471.2	469.1	466.7	464.6
25°	498.5	498.3	497.7	497.9	495.8	496.0	492.7	491.9	490.7	488.0	486.4
27.5°	527.4	527.4	525.8	525.2	524.5	523.7	520.9	518.8	515.7	512.6	509.4
30°	562.9	562.5	562.1	560.5	558.2	557.0	551.8	548.6	544.5	538.7	533.8
32.5°	613.6	610.1	607.2	603.6	599.9	596.0	588.0	582.4	575.9	566.6	558.8
35°	670.0	664.1	661.0	653.4	646.4	638.6	629.0	617.7	608.7	596.6	583.9
37.5°	716.6	712.1	703.9	695.3	685.4	670.7	659.8	647.7	631.9	618.5	603.1
40°	774.1	763.8	752.1	737.8	724.2	707.6	692.6	675.2	655.9	636.6	616.5
42.5°	834.4	818.6	799.3	782.7	762.2	740.4	720.9	697.3	672.7	646.9	620.0
45°	896.0	876.5	850.8	827.2	798.7	771.4	743.5	711.3	677.6	643.2	609.3
47.5°	952.4	923.9	894.8	863.0	830.1	795.0	755.4	713.1	668.8	623.5	581.2
50°	996.8	961.1	924.3	887.6	847.4	801.8	751.9	696.7	642.1	587.8	539.1
52.5°	1036.0	995.9	950.8	905.2	855.6	799.5	737.2	672.1	605.6	545.5	490.9
55°	1111.9	1061.6	1002.1	943.4	880.6	810.0	732.2	652.6	576.1	510.6	452.5
57.5°	1318.1	1250.2	1158.1	1076.6	997.0	894.1	784.6	686.5	589.0	511.6	447.0
60°	1643.0	1532.4	1426.9	1302.7	1173.9	1032.9	885.9	753.8	635.0	537.9	460.1
62.5°	1831.4	1714.6	1579.0	1428.5	1261.5	1089.7	921.0	766.7	636.4	530.7	444.5
65°	1780.5	1663.1	1513.9	1360.0	1182.3	1006.6	839.1	691.0	564.6	466.9	384.4
67.5°	1629.5	1506.7	1366.6	1195.8	1025.9	863.2	710.5	570.9	459.1	368.0	295.1
70°	1409.7	1300.5	1165.5	1008.0	843.3	696.9	568.3	442.5	347.8	264.3	206.9
72.5°	1046.2	949.6	865.2	733.7	613.0	498.3	393.4	307.8	226.4	171.2	131.8
75°	439.2	406.5	392.8	344.6	299.6	245.6	184.9	147.3	119.4	101.6	80.7
77.5°	106.5	106.5	100.1	93.8	86.2	78.0	69.0	61.6	57.9	54.6	51.9
80°	51.7	51.3	49.7	49.5	48.0	46.2	45.1	43.7	43.1	42.3	41.9
82.5°	36.3	36.1	35.5	36.3	36.1	36.9	37.4	37.6	37.6	37.8	38.0
85°	23.0	23.8	25.4	27.5	29.3	31.6	33.7	35.3	36.5	37.6	38.4
87.5°	14.6	16.6	17.9	20.9	24.0	27.5	31.4	33.0	34.5	34.7	33.5
90°	0.0	0.0	0.0	0.0	0.0	0.0	0.0	0.0	0.0	0.0	0.0



REPORT NUMBER: P144962

CATALOG NUMBER: CNC-E01-LED-E1-GL2-7060

CANDELA DISTRIBUTION (continued):

	106°	107°	108°	109°	110°	115°	125°	135°	145°	155°	165°
0°	326.5	326.5	326.5	326.5	326.5	326.5	326.5	326.5	326.5	326.5	326.5
2.5°	328.1	327.9	328.4	327.9	327.9	327.7	327.1	326.5	325.9	325.7	325.1
5°	336.2	336.2	336.6	335.7	335.9	335.1	333.3	331.2	329.4	327.7	325.9
7.5°	349.7	349.1	349.3	349.1	348.7	347.0	342.9	337.8	332.9	327.7	323.6
10°	367.8	366.5	366.5	366.1	365.5	363.2	354.6	344.4	334.1	324.9	318.1
12.5°	387.9	388.1	386.4	385.4	384.4	379.7	366.7	350.3	334.1	319.3	308.4
15°	408.8	408.6	406.7	406.1	403.9	396.9	377.4	353.4	330.2	308.4	292.2
17.5°	427.7	426.9	425.0	423.8	421.3	412.1	384.6	352.0	319.9	291.4	271.1
20°	444.9	443.9	442.3	440.0	437.5	424.2	387.3	344.6	303.7	271.1	250.6
22.5°	462.8	460.5	458.7	455.6	452.9	435.1	385.4	331.4	285.3	248.5	226.6
25°	482.7	480.0	476.1	472.4	468.3	443.9	380.3	315.0	263.1	224.1	201.9
27.5°	504.2	500.3	495.2	490.5	483.9	450.5	371.5	296.7	238.9	199.9	176.9
30°	527.0	519.8	513.5	506.3	497.9	453.5	358.7	274.2	212.2	175.3	152.3
32.5°	549.2	539.5	530.1	519.6	508.1	452.3	340.7	247.5	185.5	152.3	133.0
35°	571.7	557.8	544.7	530.5	516.5	446.2	315.8	217.9	160.3	133.2	119.2
37.5°	587.1	569.7	552.2	535.2	518.4	432.8	282.8	184.9	137.5	119.4	109.4
40°	594.9	573.6	552.2	531.1	510.4	410.6	244.2	154.7	121.3	109.2	102.0
42.5°	592.7	566.2	539.7	514.7	489.2	375.3	202.3	129.9	110.0	101.2	94.8
45°	574.0	542.4	512.2	485.8	453.9	330.0	166.2	114.5	101.4	94.6	88.7
47.5°	538.9	503.6	466.7	436.7	407.0	277.5	138.3	104.9	93.8	88.2	82.3
50°	494.2	453.3	416.4	384.0	354.8	228.4	119.2	96.7	87.6	82.9	76.5
52.5°	444.9	401.0	367.3	333.3	304.8	190.7	105.9	87.6	81.7	76.8	71.6
55°	404.1	363.4	329.2	294.9	266.2	166.8	94.8	80.7	76.1	71.0	66.9
57.5°	393.2	346.8	309.5	277.0	247.5	152.3	86.8	74.3	71.2	67.3	62.8
60°	397.7	346.6	304.8	269.3	238.3	140.6	80.9	70.0	67.5	64.0	59.3
62.5°	381.5	327.5	285.3	247.5	218.2	125.8	76.5	67.9	66.3	61.6	56.2
65°	325.1	275.6	235.0	202.3	177.1	105.9	73.1	69.8	68.1	59.9	54.2
67.5°	247.5	206.2	173.6	149.2	130.9	87.6	72.2	75.9	72.6	60.7	53.6
70°	171.2	140.0	119.0	104.3	92.8	73.9	74.9	82.7	78.0	63.4	57.1
72.5°	108.6	90.7	80.4	74.9	69.4	62.4	74.3	81.9	75.5	63.8	57.1
75°	69.6	62.2	58.7	56.6	55.0	54.4	65.5	67.3	60.7	55.4	53.2
77.5°	49.3	48.0	47.4	47.2	47.4	48.8	54.2	50.7	44.1	44.3	45.6
80°	41.7	41.7	41.2	41.5	41.9	42.5	43.3	37.4	33.9	36.5	40.6
82.5°	38.2	38.8	39.2	39.6	40.2	39.4	36.7	28.3	27.3	35.5	39.8
85°	38.8	38.8	39.0	39.4	39.6	35.5	30.6	21.3	20.9	39.8	37.6
87.5°	33.2	32.8	31.4	30.4	28.9	24.4	20.3	11.9	12.3	24.6	26.3
90°	0.0	0.0	0.0	0.0	0.0	0.0	0.0	0.0	0.0	0.0	0.0



REPORT NUMBER: P144962

CATALOG NUMBER: CNC-E01-LED-E1-GL2-7060

CANDELA DISTRIBUTION (continued):

	175°	180°
0°	326.5	326.5
2.5°	324.9	324.9
5°	324.9	324.9
7.5°	322.2	321.4
10°	314.4	313.4
12.5°	302.5	301.5
15°	284.2	283.0
17.5°	261.5	259.4
20°	237.6	234.8
22.5°	213.8	211.6
25°	189.4	187.4
27.5°	165.4	163.4
30°	143.2	142.4
32.5°	126.8	126.0
35°	114.7	114.3
37.5°	106.5	106.1
40°	99.3	98.9
42.5°	92.8	92.1
45°	86.2	86.4
47.5°	79.6	79.4
50°	73.9	73.9
52.5°	69.2	69.0
55°	64.8	64.6
57.5°	60.5	60.3
60°	56.8	56.2
62.5°	53.4	52.9
65°	51.1	50.9
67.5°	49.5	48.8
70°	49.0	47.4
72.5°	47.8	45.8
75°	44.9	43.9
77.5°	39.6	38.4
80°	30.6	28.3
82.5°	25.7	22.2
85°	18.9	17.4
87.5°	13.7	10.9
90°	0.0	0.0

(END OF REPORT)